



Anritsu









Electronic
Measuring
Instruments

Digest

2020



Since 1895

	1 OPTICAL MEASURING INSTRUMENTS.....	p.2
	2 BIT ERROR RATE TESTERS (BERT)/OSCILLOSCOPES.....	p.4
	3 TRANSPORT AND ETHERNET TESTING	p.5
	4 MOBILE/WIRELESS COMMUNICATION MEASURING INSTRUMENTS	p.6
	5 SIGNAL ANALYZERS/SPECTRUM ANALYZERS.....	p.11
	6 VECTOR NETWORK ANALYZERS.....	p.14
	7 SIGNAL GENERATORS.....	p.17
	8 RF MICROWAVE MEASURING INSTRUMENTS	p.18

Network Master Pro



Mainframe MT 1000A

OTDR Module MU 100020A/MU 100021A/MU 100022A

1310 nm/1550 nm SMF, 1310/1550/850/1300 nm SMF/MMF, 1310/1550/1625 nm SMF

Mobile Network I&M

- All-in-one OTDR, light source, optical power meter (standard), visible light source (option)
- CPRI/OBSAI measurement with simultaneously installed 10G (MU100010A)/100G (MU100011A) Multirate Module
- Optical connector inspection with IEC 61300-3-35 pass/fail
- Graphical summary and pass/fail evaluation using Fiber Visualizer function
- Intuitive touch-screen operation



The OTDR module lineup includes the MU100021A for OTDR measurements of both SM and MM fibers in high demand by the mobile network I&M, plus the MU100020A/MU100022A for OTDR measurements of SM fiber used by PON networks and long-range measurements in Core/Metro networks.

ACCESS Master™



MT9085 series 850 nm/1300 nm (MM), 1310/1490/1550/1625/1650 nm (SM)

All-in-One Solution for Optical Fiber Construction and Maintenance of Core, Metro and Access Networks

- 8-inch LCD with easy visibility even in direct sunlight
- Better work efficiency with synergy of LCD touchscreen, rotary knob, and dedicated hard keys
- Easy-to-Use Fiber Visualizer function for simple fiber path analysis



The MT9085 series is a compact handheld all-in-one tester for performing optical pulse tests, optical loss/power measurements, and optical fiber end-face inspections. It has a wide variety of applications, ranging from installation and maintenance (I&M) of trunk fibers (Core, Metro, Mobile Fronthaul, Mobile Backhaul) to troubleshooting Access networks, such as breaks in drop cables.



Network Master™

Mainframe MT9090A

μOTDR Module™ MU 909014/MU 909015

1310/1490/1550 nm plus filtered 1650 nm or 1625 nm

Field Optical Testing Redefined

- High-performance OTDR in a pocket-size package with unique battery operation
- Tri-wavelength OTDR for both installation and maintenance
1310/1490/1550 nm plus filtered 1650 nm or 1625 nm
- Built-in PON power meter, loss test set and light source function
- "Fiber Visualizer" mode simplifies operation, no OTDR knowledge needed
- Bluetooth, WLAN and Ethernet connectivity



The MU909014/15 series for the MT9090A from Anritsu finally addresses this need by providing all of the features and performance required for installation and maintenance of optical fibers in a compact.

The MT9090A represents an unmatched level of value and ease of use, while not compromising performance. Data sampling of five centimeters, dead zones of less than 0.8-meter and dynamic range up to 38 dB ensure accurate and complete fiber evaluation of any network type – premise to access, metro to core...including PON-based FTTx networks featuring up to a 1 × 64 split.

Optical Loss Tester/Light Source/Optical Power Meter

CMA5 series 850 nm/1300 nm (MM), 1310/1490/1550/1625 nm (SM)

For Optical Fiber Installation and Maintenance

- Built-in light source and power meter (Optical Loss Tester)
- Two wavelengths at one port (Light Source)
- Level measurement up to +23 dBm (Optical Power Meter)

The compact and durable design of the CMA5 series make these instruments the ideal combination of light source and optical power meter for measuring optical power when installing and servicing optical fiber cables.



Video Inspection Probe

Autofocus Video Inspection Probe G0382A

Video Inspection Probe G0306 B

Optical Connector End Face Inspection

- Fully automated one-button operation (G0382A)
- Supported pass/fail analysis with the IEC61300-3-35 standard
- Wide range of adaptors available

The Video Inspection Probe (VIP) application for Anritsu field testing platforms gives operators a safe, easy way to analyze and document connector conditions.



Optical Spectrum Analyzer

MS9740 B 600 nm to 1750 nm

Reduces Measurement Time and Improves Production Efficiency

- Wavelength sweeping time <0.35 s
- Dedicated applications for evaluating active optical devices
- Excellent cost performance
- Dynamic range performance ≤58 dB (0.4 nm from peak wavelength)
- 30 pm minimum resolution

The MS9740B reduce the measurement processing times by up to half compared to the earlier model while assuring high performance and complete test menus brings higher-efficiency inspection of active optical devices.



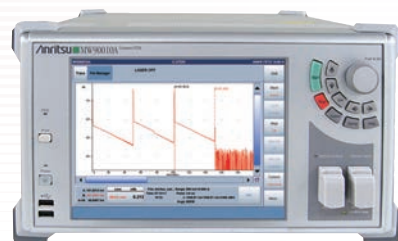
Coherent OTDR

MW90010A

Measures Submarine Cables up to 12,000 km Long

- Fault detection with 10 m distance resolution
- Compact and lightweight all-in-one design for on-site portability
320 (W) × 177 (H) × 451 (D) mm, <17 kg
- Simple and easy touch-panel operation for easy first-time use by any operator
- Wide dynamic range supporting fault detection and troubleshooting of submarine cables with repeaters at 80 km or longer intervals

The MW90010A is a measuring instrument for detecting faults in ultra-long optical submarine cables of up to 12,000 km including multiple repeaters (EDFAs).



Signal Quality Analyzer-R



MP1900A

Support 400 GbE and PCIe Gen4/5.

All-in-One Support for Evaluating Next-Generation NRZ/PAM4 Network Interfaces and High-Speed Serial Buses

- All-in-one support for both high-speed Ethernet and PCI Express interface tests
- Easily configured and easy-to-use all-in-one 64-GBaud PAM4 BER measurement system requiring no external equipment
- Receiver tests are supported by the built-in Protocol Awareness PCIe Link Training and LTSSM analysis functions
- High-reproducibility measurements due to high waveform quality and high input sensitivity
- Supports true signal integrity analysis, such as bit error rate measurements, Jitter Tolerance tests, etc.

The MP1900A is a high-performance BERT with excellent expandability for supporting Physical layer evaluations of these high-speed interfaces. The all-in-one design is ideal for early stage R&D evaluations of all interfaces covering ext-generation Ethernet networks to bus interconnects.



BERTWave™



MP2110A

For 100 G/200 G/400 G Multi-channel Optical Module/Device R&D and Manufacturing

- BERT and sampling oscilloscope for up to 4ch installed one unit
- Supports analysis for both NRZ and PAM4 signals with high-speed, low-noise sampling oscilloscope, and built-in CRU

With a built-in BERT (for Bit Error Rate measurements) and a sampling oscilloscope (for Eye pattern analysis) the All-in-one MP2110A is optimized for manufacturing 100G/200G/400G optical modules. The MP2110A will improve optical module production efficiency and reduce manufacturing costs.



BERTWave™




MP2100B

For 10G/40G Multi-channel Optical Module/Device R&D and Manufacturing

- All-in-one BER and Eye-pattern analysis
- Built-in 1ch to 4ch 12.5 Gbit/s BERT
- High-speed mask tests
- Jitter 1 ps high-quality PPG and 10 mVp-p high-sensitivity ED

The all-in-one MP2100B has a built-in BER tester and sampling oscilloscope for running simultaneous BER tests and eye pattern analyses required for developing and manufacturing modules. The number of BERT channels can be expanded to four, all supporting simultaneous BER measurements. Additionally, the high sampling speed reduces the eye pattern measurement time. Multi-channel optical modules, such as QSFP+, can be measured more efficiently using the MP2100B.



Network Master Pro



Mainframe MT1000A
10G Multirate Module MU100010A
100G Multirate Module MU100011A

All-in-One Transport Tester for Metro and Backhaul Network Installation and Maintenance

- Supports testing from 1.5 Mbps to 100 Gbps
- Remote operation
- Remote control (scripting)
- Compact, lightweight design for maximum field portability

The modular design of the Network Master Pro MT1000A platform makes it easy to support I&M for different network configurations. Combining it with the MU100010A offers the necessary functions for I&M of networks at speeds from 1.5 Mbps to 10 Gbps. Combining with the MU100011A, it supports more interface standards than any other handheld transport tester on the market such as CFP4/QSFP28, QSFP+, SFP28 (25GbE), SFP+/SFP and RJ45.



Network Master Pro

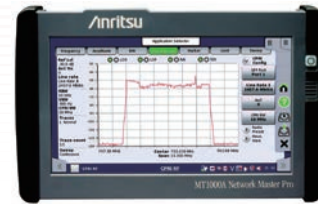


Mainframe MT1000A
CPRI RF Module MU100040B

The MU100040B CPRI RF module for the MT1000A provides added versatility to our new Front Haul testing platform

- Displays LTE spectrum of ALU/Nokia, Ericsson and Huawei CPRI radios
- Fast update rate to capture intermittent interferes
- Spectrum pan and zoom for detailed analysis of interferes/Spectrogram display captures and holds data for intermittent interferes
- 2 SFP slots for simultaneous uplink and downlink testing
- Modular design for use with MT1000A OTDR and 10G/100G transport test modules

The MU100040B for the MT1000A adds CPRI RF measurements to Anritsu's transport and fiber test platform. The modular design of the MT1000A means that it can be configured just for CPRI measurements or combined with the 10G/100G transport module and OTDR module to create the most comprehensive and versatile fiber and transport tester available.



Network Master Flex



MT1100A 1.5 Mbps to 100 Gbps

All-in-One Transport Tester for 100G Core/Metro Network R&D and Manufacturing

- Supports testing from 1.5 Mbps to 100 Gbps
- Up to 4 ports at all rates
- Remote operation
- Remote control (scripting)
- Modular platform ensuring maximum return on investment

The all-in-one MT1100A supports all the latest communications network technologies. Selecting and installing up to two modules from a range of three module options supports all-in-one R&D and manufacturing tests of network and transport equipment operating at bit rates from 1.5 Mbps to 100 Gbps.



Network Master™



Mainframe MT9090A
Gigabit Ethernet Module MU909060A1/A2/A3

Handheld Gigabit Ethernet Tester

- Lightweight and compact unit (approx. 800 g)
- Testing time reduced by the "Test Automator" creating a series of tests with pass/fail
- Automated ITU-T Y.1564 and RFC 2544 testing including bidirectional path analysis service
- Disruption time measurement ideal for testing VoIP and IPTV applications top talkers, network attacks and finding the route course of an issue by "Channel Stats"

The portable and easy-to-use MU909060A offers versatile measurement functions supports deployments and maintenances of Carrier Class Ethernet and LTE mobile backhaul networks.



Radio Communication Test Station



Mainframe MT8000A
RF TRx Measurement Software MX800010A
Protocol Test Software MX800030A
Rapid Test Designer Platform (RTD) MX800050A

All-in-One 5G Signaling and RF Tests

- Supports RF measurement and protocol testing from sub 6 GHz band to millimeter wave band including Band n41
- Combined with RF Chamber, Beam Management test with millimeter wave is supported
- The modular architecture makes it possible to flexibly build a test environment suitable for various purposes
- Interlock test that simulates 5G and LTE NSA (non-standalone) using existing LTE test environment is supported
- Supports both SA (Standalone) and NSA (non-Standalone) on MT8000A. Possible to use existing LTE test environment for NSA



The MT8000A is a platform supporting both 5G RF measurement/protocol testing. This instrument strongly support the development of chipset, UE etc. corresponding to the frequency bands of 5G communication used all over the world.

mmW OTA test environment for 5G NR


Shield Box MA8161A
RF Chamber MA8171A
CATR Anechoic Chamber MA8172A

For 5G NR mmW testing

- MA8161A: A mmW OTA connection environment can be built on the desktop
- MA8171A: RF/Protocol mmW OTA environment can be built with this single unit
- MA8172A: 3GPP compliant CATR chamber for testing 5G NR mmW devices



MA8161A



MA8171A



MA8172A

You can choose from 3 mmW OTA test environments according to your application, such as RF TRx test and Protocol test.

Signalling Tester/Rapid Test Designer (RTD)

MD8430A/MX800050A/MX786201A

Powerful Support for Developing LTE/LTE-Advanced/LTE-Advanced Pro/5G NSA Anchor Chipsets and Mobile UEs

GUI for Creating

- Supports LTE-Advanced FDD/TDD Carrier Aggregation (CA) 2CCs, 3CCs, 4CCs, 5CCs and 6CCs
- One MD8430A supports CA handover, 4 × 4 MIMO and 8 × 4 MIMO
- Supports full-digital fading test
- Supports DL 1 Gbps (PHY: 2.0 Gbps), UL 300 Mbps throughput test
- Supports 5G NSA protocol testing is possible by using in combination with Radio Communication Test Station MT8000A
- Full development and analysis toolset cuts L1, L2 and L3 scenario development time and costs
- Supports UMTS Release 10, HSPA Evolution, GSM/GPRS/EGPRS
- Easy to create, and execute test cases. Easy network parameter management

The MD8430A is a key LTE-Advanced Pro base station simulator for developing LTE-Advanced Pro-compliant chipsets and mobile devices. Using its extensive experience in 3G markets, Anritsu has developed the MD8430A as a powerful LTE-Advanced Pro R&D test solution to help developers bring LTE/LTE-Advanced/LTE-Advanced Pro UEs to market as fast as possible.

The MX800050A/MX786201A is a GUI tool for creating and executing test cases based on 3GPP, including 5G NR, LTE/LTE-Advanced/LTE-Advanced Pro, W-CDMA/HSPA, GSM handover tests, that runs on the MT8000A/MD8430A.



Signalling Tester

MD8475 B 350 MHz to 6 GHz, 8TX/4RX

For General Wireless Device Application Tests

- Scenario-less test environment
- Supports most mobile communications technologies from LTE-Advanced to legacy (2G/3G)
- Built-in IMS server enables to test VoLTE
- Supports LTE-Advanced throughput test using build-in IP Traffic Generator (MD8475B only)
- Function test of the smartphone such as RCS or WLAN offload
- Supports automotive emergency call system (eCall, ERA-GLONASS), enables to verify the communication quality of in-vehicle module and device
- Automated continuous 24/7 testing using SmartStudio Manager



The all-in-one MD8475B supports the full range of smartphone and wireless device tests; when used in combination with SmartStudio, it handles all the complex functions and application tests required by manufacturers and vendors.

Simple Conformance Test System

ME7800L

Simple configuration conformance test system supporting RF/RRM and Protocol testing by 1 platform

- Support LTE RF/RRM and Protocol conformance testing
- Support IoT testing (Cat-M, NB-IoT)
- GCF and PTCRB validated conformance test system
- Measurement functions for supporting R&D
- Superior measurement reproducibility and stability
- Support for Regional Frequency Bands

The ME7800L is the ideal system for introducing RF and Protocol Conformance tests of 3GPP-compliant LTE mobile terminals and IoT devices.



5G NR Mobile Device Test Platform

ME7834 NR

GCF/PTCRB, and Carrier Approved Test System for 5G/4G Mobile Protocol Testing

- All-in-One 5G/4G NR Support for Protocol Conformance Tests and Carrier Acceptance Test
- Initial setup and training support
- High test efficiency with reliable automation and easy GUI
- Supports 3GPP defined bands from Sub-6 GHz to mm-Wave
- Upgrade your current ME7834 system for 5G
- Reduction of test time & cost by automatic continuous test execution function

The ME7834NR is an all-in-one test system to support 3GPP- based Protocol Conformance Tests (PCT) and Carrier Acceptance Tests (CAT) for Sub 6 GHz and mmWave. In addition to the 5G New Radio (NR) Technology in both Standalone (SA) and Non-Standalone (NSA) modes, ME7834NR support LTE, LTE-Advanced (LTE-A), LTE-A Pro, W-CDMA and GSM to strongly assist certification test of global 5G & 4G communication device and chipset.



LTE-Advanced Mobile Device Test Platform

ME7834 LA

GCF/PTCRB, and Carrier Approved Test System for LTE-Advanced Mobile Protocol Testing

- No. 1 GCF and PTCRB approved test cases
- Initial setup and training support
- High test efficiency with reliable automation and easy GUI
- Carrier approved test platform
- Support LTE-Advanced by Single Rack

The ME7834LA supports quick and easy 3GPP TS 36.523, TS 34.229, TS 34.123 and TS 51.010 protocol conformance tests of 3G/4G mobile systems as well as carrier acceptance testing for AT&T, Verizon, T-Mobile USA, docomo, KDDI, SoftBank, TD-LTE NS-IOT and SK telecom.





New Radio RF Conformance Test System

ME7873 NR

5G NR RF/RRM conformance system supporting both sub-6 GHz and mmWave band

- Industry-first test case validation
- Test system realizing superior measurement reproducibility and stability
- Measurement functions for efficient R&D
- Multiple hardware configurations tailored to measurement requirements
 - TRX Full/Performance/RRM
- Tunable filtering supports multiple bands with no hardware upgrade
- Upgradable from ME7873LA supporting W-CDMA, LTE and LTE-Advanced
- Support both 5G NR Non-Standalone mode and Standalone mode

ME7873NR is the RF/RRM conformance system complying with 3GPP TS 38.521 and TS 38.533 for both sub-6 GHz and mmWave band. ME7873NR won World-First GCF Approval for 5G RF, and the number of Approved TCs is the top class in the market.

And ME7873NR supports Regulatory testing and RF testing for US Operator.



LTE-Advanced RF Conformance Test System

ME7873 LA

RF/RRM Conformance Test System Supporting W-CDMA, LTE/LTE-A/LTE-A Pro by 1 platform

- Industry-first test case validation
- Test system realizing superior measurement reproducibility and stability
- Measurement functions for efficient R&D
- Multiple hardware configurations tailored to measurement requirements
 - TRX/Performance/RRM
- Tunable filtering supports multiple bands with no hardware upgrade
- Inter-RAT handover capability
 - LTE to GSM/UMTS/CDMA2000/TD-SCDMA
- Support LTE-Advanced Pro, such as LAA and Cat-M/NB-IoT, Joint CA up to 4CA, 4 × 4 MIMO, and HPUE testing

ME7873LA is the world's first PTCRB-validated RF test platform for 5DL CA (June 2018).

And ME7873LA supports many test cases for LAA and 4Rx/4 × 4 MIMO.

The number of Approved TCs is top class in the market, and ME7873LA contributes to the evolution and development of mobile broadband service.



Radio Communication Analyzer

MT8821 C 30 MHz to 3.8 GHz/6.0 GHz

All-in-One Integrated Wireless Tester for RF TRX measurement of LTE/LTE-Advanced and Cat-M/NB-IoT, 5G NSA Anchor operation

- Supports multiple communications technologies from LTE-Advanced, IoT to legacy (2G/3G)
- Easy-to-use GUI for 3GPP RF TRX tests. In addition, operation is made easy just by choosing item numbers using the automatic test tool
- Supports VoLTE tests with built-in IMS server
- Upgradeable from MT8820C. Compatible functions, performance and remote commands

The MT8821C is a measuring instrument for mobile terminal developers; it is the successor to Anritsu's popular MT8820C used by mobile terminal and chipset vendors worldwide. As well as inheriting MT8820C technologies and know-how, the MT8821C adds support for new functions, including DL CA 8 CC, LTE-U/LAA, DL 256QAM, DL 4 × 4 MIMO, UL CA, and LTE Cat-M/NB-IoT. Also, MT8821C supports 5G NSA Anchor operation and call connection with UE by combining with MT8000A. As well as supporting RF measurements, the MT8821C also supports other R&D tests ranging from RF calibration, inspection, and functional tests. Additionally, it supports a full range of evaluation items for developing smartphones and communications module hardware with OTA and SAR test solutions customized by each vendor.



Vector Signal Generator

MG3710 E 100 kHz to 2.7 GHz/4 GHz/6 GHz

Supports the Evaluation of Wireless Communications Evolving into the 5G

- RF modulation bandwidth 160 MHz*/120 MHz
- Pre-installed key waveform patterns
- Waveform addition function
 - Adds and outputs two signals, such as wanted signal + interference signal or wanted signal + AWGN
- One unit supports two RF outputs max., Ideal for multi-system evaluations
- Supports BER test function

*: When using MX370111A/MX370111A-002

The MG3710E supports various digital modulation signals, such as 5G, LTE/LTE-Advanced, GSM/GPRS/EDGE, W-CDMA/HSPA/HSPA Evolution, TD-SCDMA, Digital Broadcast (ISDB-T, DVB-T/H, CMMB), GPS, *Bluetooth*, and WLAN for major communication systems. It is ideal for tests of base stations, mobile terminals and devices.



Signal Analyzer

MS2690 A/MS2691 A/MS2692 A 50 Hz to 6 GHz/13.5 GHz/26.5 GHz
MS2850 A 9 kHz to 32 GHz/44.5 GHz
MS2830 A 9 kHz to 3.6 GHz/6 GHz/13.5 GHz

Supports All Key Communications Systems

- Analysis bandwidth: 1 GHz max. (MS2850A)
125 MHz max. (MS2690A/MS2691A/MS2692A/MS2830A)
- Versatile built-in measurement functions: Adjacent channel leakage power, Occupied bandwidth, Spectrum emission mask, Spurious emission, Frequency counter, etc
- Measurement software options supporting modulation analysis: 5G (MS2690A/MS2691A/MS2692A/MS2850A), LTE/LTE-Advanced, W-CDMA/HSPA/HSPA Evolution, TD-SCDMA, GSM/EDGE/EDGE Evolution, CDMA2000/1xEV-DO, WLAN, FM/øM/AM
- Vector Signal Generator option supporting modulation signal output (MS2690A/MS2691A/MS2692A/MS2830A)

The MS2690A/MS2691A/MS2692A/MS2850A/MS2830A have all the versatile built-in measurement functions needed for evaluating Tx characteristics. Parameter setting is easy using pre-installed templates for each measurement standard. Installing measurement options displaying numerical and graphical results supports modulation analysis of key communications systems. Various modulation signals are output by the built-in waveform patterns of the Vector Signal Generator option for the MS2690A/MS2691A/MS2692A/MS2830A. The IQproducer software makes it easy to generate and edit standards-based waveforms, such as 5G.



MS2850 A



Wireless Connectivity Test Set

MT8862 A 2.4 GHz to 2.5 GHz, 5 GHz to 6 GHz

Ideal for RF TRx Tests of WLAN Devices

- Network Mode/Direct Mode Support
Network mode is not required to control chipset and use test firmware for measurement under realistic operation conditions
- Wide Connectivity Support
Connections are supported in the IEEE802.11a/b/g/n/ac/ax AP and STA modes. Additionally, supporting securities
- Measureable at specified Data Rate of DUT
Equipped with a control function to converge to the data rate you specify the DUT, also it supports 11ac/ax
- MIMO Measurement Support
2 × 2 MIMO Measurement function Installed on 11n/ac
- Built-in IP Data Ports
Ethernet ports for IP data are built-in and IP continuity tests on 11 a/b/g/n/ac

Anritsu's Wireless Connectivity Test Set is ideal for measuring the RF TRx characteristics at design and manufacturing inspection of WLAN devices. It has a built-in Network Mode for measuring the performance of the WLAN DUT under realistic operation conditions to play a key role in quality evaluation and improvement.



Universal Wireless Test Set

MT8870 A 10 MHz to 3.8 GHz/6 GHz

Designed to Maximize Production Throughput of Smartphones and Wireless Modules

- All-in-one platform accommodating 4 test modules
- Simultaneous measurement of 4 devices and parallel measurement of multiple wireless communications systems in one device
- 160 MHz measurement bandwidth as standard
- Support multiple wireless standards
5G NR sub-6 GHz, LTE/LTE-Advanced, W-CDMA/HSPA, TD-SCDMA, GSM/EDGE, CDAM2000/1xEV-DO, WLAN 802.11a/b/g/n/p (V2X)/ac/ax, Bluetooth v5.0, ZigBee, Z-Wave, FM/RDS, GPS/Galileo/GLONASS/BeiDou, DVB-H, ISDB-T/ISDB-Tmm
- Built-in audio analyzer and audio generator

The MT8870A is a test instrument from Anritsu that has been specifically designed for high volume manufacturing test of cellular and connectivity wireless system. The MT8870A instrument mainframe can contain up to four TRX Test modules MU887000A/01A. Each module has an integrated Vector Signal Generator (VSG) and Vector Signal Analyzer (VSA) to perform DUT transmitter and receiver RF tests.



Bluetooth Test Set

MT8852 B

Corresponds to the latest Bluetooth core specification v5.1

- Measurements performed as defined in the Bluetooth RF test specification
- Supports Angle of Arrival/Angle of Departure added with Bluetooth core specification v5.1
- Qualified by Bluetooth SIG for RF measurements

The MT8852B is the market leading RF measuring instrument for design proving and production test of a wide range of products that integrate Bluetooth technology, including; phones, headsets, computers, audio-visual and gaming products as well as modules. In production, a single key press initiates a measurement script that tests a device.





Cell Master™

MT8213 E Cable & Antenna Analyzer: 2 MHz to 6 GHz, Spectrum Analyzer: 9 kHz to 6 GHz

Compact Base Station Analyzer

- 30 analyzers in one
- Cable and antenna analyzer: 2 MHz to 6 GHz
- Return loss, Cable loss, VSWR, Distance-to-Fault
- Spectrum analyzer: 9 kHz to 6 GHz
- Interference analyzer with interference mapping, GPS

This optimal combination of base station test capabilities in one handheld device eliminates the need for several independent test instruments, thereby reducing the number of tools the user must carry and learn to operate. Whether it's sweeping cables, making power measurements, finding interference, troubleshooting base station signal quality, or verifying backhaul performance, the MT8213E is the ideal all-in-one instrument to help keep your network up and running.



BTS Master™

MT8220 T Cable & Antenna Analyzer: 400 MHz to 6 GHz, Spectrum Analyzer: 150 kHz to 7.1 GHz, Power Meter: 10 MHz to 7.1 GHz

High-performance Handheld Base Station Analyzer

- 2-port cable and antenna analyzer: 400 MHz to 6 GHz
- Spectrum analyzer: 150 kHz to 7.1 GHz
- Power meter: 10 MHz to 7.1 GHz
- GPS receiver with antenna

The MT8220T is the essential multi-function instrument for senior wireless technicians and RF engineers to accurately and quickly verify the installation and commissioning of base stations for optimal wireless network performance and for the on-going maintenance and troubleshooting to keep wireless network infrastructure fine-tuned. A standard three-year warranty demonstrates world-class reliability and brings peace-of-mind to owning and using the MT8220T BTS Master.



PIM Master™

MW82119 B Passive Intermodulation (PIM) Analyzer with Site Master™ Cable & Antenna Analyzer Option

Battery-operated, High Power Portable, Passive Intermodulation Analyzer with Cable & Antenna Analyzer

- Passive intermodulation (PIM) analyzer
- PIM vs. Time, Swept PIM, Distance-to-PIM, Noise floor
- Battery operated: >3 hour
- 20 to 46 dBm (0.1 Watt to 40 Watt)
- Field-proven design: Rugged, compact, daylight viewable display

The MW82119B is a 40 Watt, battery-operated PIM analyzer featuring Site Master™ line sweep capability. With the Site Master option included, the MW82119B is able to fully certify cable and antenna system performance, measuring PIM, Distance-to-PIM, Return Loss, VSWR, Cable Loss and Distance-to-Fault with a single test instrument. MW82119B includes a large, outdoor viewable display and intuitive user interface that is optimized for field conditions. MW82119B's rugged design and enhanced portability enables both PIM and line sweep testing at the "top-of-the-tower," helping operators to achieve maximize RF performance from their LTE Remote Radio Head (RRH) installations.



Signal Analyzer



MS2690 A/MS2691 A/MS2692 A 50 Hz to 6 GHz/13.5 GHz/26.5 GHz

Signal analyzer with excellent fundamental performance

- Frequency coverage up to 6 GHz/13.5 GHz/26.5 GHz
- Total level accuracy: ± 0.3 dB (typ.)
- Dynamic range: 177 dB, TOI: $\geq +22$ dBm, DANL: -155 dBm/Hz
- Signal Analyzer
 - Analysis bandwidth: 31.25 MHz (standard), 62.5 MHz/125 MHz (option)
 - Modulation analysis software: 5G, LTE/LTE-Advanced, WLAN (802.11a/b/g/n/j/p/ac), etc.
 - Capture and Playback function
- Vector Signal Generator
 - Level accuracy: ± 0.3 dB (typ.)
 - BER function, Internal AWGN generator



The MS269xA has the excellent total level accuracy and dynamic range. Not only can it capture wideband signals but FFT technology supports multifunction signal analyses in both the time and frequency domains.

Signal Analyzer



MS2850 A series (MS2850 A-047/046) 9 kHz to 32 GHz/44.5 GHz

Wideband signal analysis using excellent dynamic range and flatness

- Excellent Flatness Performance
 - Amplitude flatness: ± 1.2 dB (nom.), Phase flatness: 5° p-p (nom.)
 - Center Frequency: 28 GHz, at Center Frequency ± 500 MHz
- Wide Dynamic Range
 - Better than 140 dB@28 GHz
 - The difference between the ADC clipping level and DANL
- Analysis Bandwidth: 255 MHz (Standard), 510 MHz (Option), 1 GHz (Option)
- Measurement applications (Options): Modulation Analysis (5G, LTE, LTE-Advanced, W-CDMA, TD-SCDMA, GSM, Vector Modulation, etc.), Phase Noise, Noise Figure, Noise Floor Reduction, etc.



The MS2850A-047/046 is a spectrum analyzer/signal analyzer with a maximum analysis bandwidth of 1 GHz and excellent flatness performance. With this performance, the MS2850A supports high-accuracy amplitude and phase measurements for each signal in wideband next-generation communications systems, such as 5G mobile and satellite. In addition to signal analysis, 1 GHz analysis bandwidth can be utilized as a digitizer application that monitors multiple frequencies in satellite communication. The large amounts of digitized data captured can be transferred to an external PC 100 times faster than conventional method by External Interface for High Speed Data Transfer PCIe/USB3.0 MS2850A-053/054 option.

Signal Analyzer



MS2840 A series (MS2840 A-040/041) 9 kHz to 3.6 GHz/6 GHz

Top Class Phase Noise Performance at Middle-Price Range

- Phase Noise: -140 dBc/Hz@150 MHz, 10 kHz offset (MS2840A-066, meas.)
 - -138 dBc/Hz@1 GHz, 10 kHz offset (MS2840A-066, meas.)
 - -123 dBc/Hz@1 GHz, 10 kHz offset (Standard)
- Analysis Bandwidth: 31.25 MHz (Standard), 125 MHz max. (Option)
- Measurement applications (Options): Phase Noise, Noise Figure, Vector and Analog Modulation Analysis, Noise Floor Reduction, Built-in Vector/Analog Signal Generator, BER



MS2840A-041

Installing the MS2840A-066 option in the MS2840A-040/041 supports excellent phase noise performance exceeding that of high-end models. It offers high cost-performance in fields including development and manufacturing of narrowband wireless equipment and oscillators with built-in wireless, as well as wireless fundamental research. Additionally, it is ideal for substitute replacement of first-generation and earlier legacy high-end models. It has a built-in signal analyzer function with a wide 31.25 MHz analysis bandwidth using FFT technology for versatile analyses in both the time and frequency domains, etc. Moreover, installing the internal vector signal generator and analog signal generator options provides all-in-one support for TRx measurements of wireless equipment.

Signal Analyzer



MS2840 A series (MS2840 A-044/046) 9 kHz to 26.5 GHz/44.5 GHz

Excellent Phase Noise Performance Using New Synthesizer Design

- Phase Noise: -123 dBc/Hz@1 GHz, 10 kHz offset
 - -100 dBc/Hz@79 GHz, 10 kHz offset (with high performance waveguide mixer, meas.)
- Support high performance waveguide mixer (50 GHz to 90 GHz) or harmonic mixer (up to 325 GHz)
- Analysis Bandwidth: 31.25 MHz (Standard), 125 MHz max. (Option)
- Measurement applications (Options): Pulse Radar Analysis, Phase Noise, Noise Figure, Vector and Analog Modulation Analysis, Noise Floor Reduction, BER



MS2840A-046

The MS2840A-044/046 is a spectrum analyzer offering top-class phase noise performance in a middle-price-range model. This excellent phase noise performance supports measurement of wideband transmitters, such as VHF and UHF LMR/PMR, where the measurement instrument performance is key to measurement of close-in spurious, as well as measurement of microwave wireless backhaul, satellite, radar, etc. Connection to two available high-performance waveguide mixers covers both V-band (50 GHz to 75 GHz) and E-band (60 GHz to 90 GHz) measurements with the highest phase noise performance.



Signal Analyzer

MS2830A series (MS2830A-040/041/043) 9 kHz to 3.6 GHz/6 GHz/13.5 GHz

Supports TRx evaluations of various wireless equipment plus spurious measurements of narrowband wireless equipment

- Total level accuracy: ± 0.3 dB (typ.) (300 kHz to 4 GHz)
- SSB phase noise: -109 dBc/Hz@500 MHz, 1 kHz offset*
 -118 dBc/Hz@500 MHz, 10 kHz offset*
 -133 dBc/Hz@500 MHz, 100 kHz offset*
 *: Requires Low Phase Noise Performance MS2830A-066

• Measurement applications (Options):

Modulation Analysis (LTE/LTE-Advanced, Analog Modulation, Vector Modulation, etc.), Noise Figure, Built-in Audio Analyzer, Built-in Vector/Analog Signal Generator, BER, Internal Signal Generator Control Function, etc.

With support for various measurements, the high cost-performance of the MS2830A series makes it ideal for various applications. As well as TRx tests of different wireless equipment including digital and analog LMR/PMR/Transceiver Modules, and cellular and WLAN, it also supports spurious measurements of narrowband wireless equipment typified by LMR/PMR. And the built-in Noise Figure (NF) measurement function plus the Internal Signal Generator Control Function (for evaluating filter and amplifier transmission characteristics) expand the application range even further. Finally, Anritsu's unique Capture & Playback Function can regenerate wireless equipment Tx signals.



MS2830A-041

Signal Analyzer

MS2830A Microwave series (MS2830A-044/045) 9 kHz to 26.5 GHz/43 GHz

For the Development & Manufacturing of the Millimeter-Wave Wireless Transmitters. Spectrum Analyzer + Signal Analyzer

- Total level accuracy: ± 0.3 dB (typ.) (300 kHz to 4 GHz)
- Dynamic range*: 159 dB@25 GHz *: (TOI-DANL)
 TOI: $+13$ dBm@25 GHz
 DANL: -146 dBm/Hz@25 GHz
- SSB phase noise: -115 dBc/Hz@500 MHz, 100 kHz offset
- Measurement applications (Options): Modulation Analysis (LTE/LTE-Advanced, Vector Modulation, etc.), Noise Figure, BER, etc.

The MS2830A-044/045 spectrum analyzer has an upper frequency limit of 26.5 GHz/43 GHz, which can be extended to 325 GHz using the high-performance waveguide mixer and external mixer. It can be customized to support various measurement applications.

- Confirming microwave signal frequency, phase, amplitude, instantaneous spectrum fluctuations, etc., in signal analyzer mode
- Measuring weak signals at microwave preamplifiers
- Measuring true spurious of increasingly wideband mm-Wave communications equipment using high IF (1.875 GHz) and high-performance waveguide mixer



MS2830A-045

High Performance Waveguide Mixer

MA2806A/MA2808A 50 GHz to 75 GHz/60 GHz to 90 GHz

Spectrum Analysis of Increasingly Wideband mm-Wave Transmitters

- Easy set-up with one coaxial cable connection to MS2850A/MS2840A/MS2830A signal analyzer
- Wide dynamic range using excellent minimum Rx sensitivity and P1dB performance
- High IF and PS Function (patent pending) eliminating Image response effects at wideband signal measurement
- High phase noise performance of -100 dBc/Hz@79 GHz with 10 kHz offset (meas.) at connection with MS2840A
- Easy loading of conversion loss data from accessory USB memory stick into signal analyzer for reflection in the measurement values

The MA2806A/MA2808A is a high-performance waveguide mixer for connection to the MS2850A, MS2840A-044/046 and MS2830A-044/045. With high dynamic range performance, it is ideal for evaluating the true spurious of increasingly wideband mm-Wave transmitters. Moreover, when used with the high IF of the MS2850A/MS2840A/MS2830A*, it not only supports image-response-free measurements, but can also be used for spectrum mask measurements of wideband signals, such as wireless backhaul and automobile radar, over a wide measurement span. Using the newly developed, patent-pending, PS Function, supports measurements without image responses up to a measurement span of 7.5 GHz.

*: MS2850A/MS2840A: 1.875 GHz, MS2830A: 1.875 GHz



MA2808A

Field Master Pro™

MS2090A 9 kHz to 9/14/20/26.5/32/43.5/54 GHz

Compact and Ruggedized for Field Use

- RTSA bandwidth: 20 MHz to 100 MHz
- Gives field engineers and technicians unparalleled measurement accuracy previously reserved for only benchtop instruments
- 5G NR base station measurement validates the performance of the gNB base station with essential measurements that are in full compliance with 3GPP TS 38.104 V15
- Fast sweep speeds, low distortion front-end, and spectrogram display help deploy new network efficiently, ensuring spectrums are clear and validating that all legacy users have stopped all transmission
- A comprehensive range of transmitter measurements – including: harmonic, spurious, occupied bandwidth, channel power, and adjacent channel power, ensures conformity to regulatory requirements

The Field Master Pro MS2090A delivers the highest levels of RF performance available in a handheld, touchscreen spectrum analyzer, with a displayed average noise level (DANL) of -164 dBm and Third Order Intercept (TOI) of $+20$ dBm (typical). This makes measurements such as spectrum clearing, radio alignment, harmonic, and distortion even more accurate than previously possible. 100 MHz modulation bandwidth coupled with best-in-class phase noise performance maximizes measurement precision provides confidence when testing transmitter power and spurious.



Spectrum Master™ Ultraportable Spectrum Analyzer



MS2760A/MS2762A 9 kHz to 170 GHz

The Future of Performance and Affordability

- mmWave capabilities for 5G, wireless backhaul, 802.11ad, satcom, and more
- Ultraportable form factor enables measurements right at the device under test
- Measure: channel power, adjacent channel power, occupied bandwidth
- Patented NLTL technology provides >100 dB dynamic range
- -127 dBm DANL to 110 GHz
- Up to 6 traces, 3 trace detectors, and 12 markers
- Dynamic Range: >103 dB from 6.15 GHz up to 70 GHz



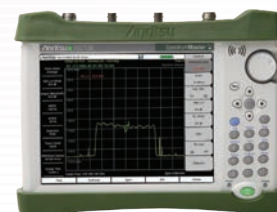
Our MS2760A Spectrum Master – Ultraportable Spectrum Analyzer utilizes Anritsu's patented ShockLine non-linear transmission line (NLTL) technology, the MS2760A shatters the cost, size, and performance barriers associated with traditional large form factor instruments to more efficiently advance technology development. It is truly pocket-sized, but big on performance with industry leading dynamic range, sweep speed, and amplitude accuracy.

Spectrum Master™

MS2711 E/MS2712 E/MS2713 E 9 kHz to 3 GHz/4 GHz/6 GHz

Compact Handheld Spectrum Analyzer

- Spectrum analyzer: 9 kHz to 6 GHz
- Interference analyzer with interference mapping
- High accuracy power meter, 2-port transmission measurements (MS2712E/MS2713E only)
- Coverage mapping, Channel scanner, GPS, AM/FM/PM analyzer (No coverage mapping for MS2711E)
- 3GPP, 3GPP2, WiMAX, ISDB-T, DVB-T/H signal analyzers (MS2712E/MS2713E only)
- Tracking generator: 500 kHz to 4 GHz



MS2711 E

Regulatory requirements are growing. You're under increasing pressure to cut costs. And improving system uptime is always a top priority. The MS271xE helps you do all of this and more. Whether you are performing complex interference analysis or assessing signal quality, the MS271xE delivers the ease of use, rich functionality, and best-in-class price/performance you've come to expect from Anritsu. Designed to handle the most punishing field conditions, the MS271xE allows you to monitor, locate, identify, and analyze a broad range of cellular, 2G/3G/4G, land mobile radio, Wi-Fi, and broadcast signals. With a rich array of configuration options, the multifunctional MS271xE eliminates the need for you to learn and carry multiple instruments when locating and identifying signals over wide frequency ranges.

Spectrum Master™

MS2720T 9 kHz to 9 GHz/13 GHz/20 GHz/32 GHz/43 GHz

High-performance Handheld Spectrum Analyzer

- Frequency coverage: 9 kHz to 43 GHz
- Broadband preamplifiers over the whole frequency range for increased sensitivity approx. 17 dB
- Three sweep modes: Improved sweep speed, up to 100 times faster
- Resolution and video bandwidths from 1 Hz to 10 MHz
- New triggering choices, including hysteresis, hold-off, and delay
- More zero-span capabilities including 10 MHz RBW & VBW
- Enhanced spectrum analyzer touch-screen GUI, including large marker display choice
- Choice of display options for readability: normal, black on white, night vision, color on white, or high contrast
- On-screen interference mapping as part of the interference analysis option



Anritsu's spectrum analyzers, Spectrum Master MS2720T represents the company's highest performance handheld spectrum analyzer. Exciting new features and options bring more value and speed to the user.

Remote Spectrum Monitor



MS27101 A/MS27102 A/MS27103 A 9 kHz to 6 GHz

For Remote RF Signal Monitoring

- Frequency coverage: 9 kHz to 6 GHz
- Sweep speed up to 24 GHz/s
- Integrated web server to view, control and conduct measurements via web browser
- Watchdog timer to insure long-term stability for remotely deployed monitors
- Low spurious levels for accurate signal discovery
- 20 MHz instantaneous FFT bandwidth

Our three models of remote spectrum monitoring products are designed to both mitigate interference problems and to identify illegal or unlicensed signal activity. The MS27101A is housed in a 1/2 rack enclosure with 1U height, designed exclusively for indoor applications. MS27102A is an IP67 rated device which operates outdoors, with the ability to be mounted on poles or walls (using the included mounting bracket). The MS27103A is a multi-port spectrum monitor (12 RF In ports or optionally 24 RF In ports) which is ideal for cellular, DAS and other applications requiring the use of multiple antennas.



MS27101 A



MS27102 A



MS27103 A



ShockLine™ 1-Port VNA

MS46121 B series 40 MHz to 4 GHz/150 kHz to 6 GHz

Ideal for Testing Multiple 1-port Devices in Parallel for Improved Test Productivity and Throughput

- 1-port VNA with frequency options from 150 kHz to 6 GHz
- External PC control enables control of multiple MS46121B in parallel for excellent multisite throughput
- Very compact package allows for direct connection to the DUT
- Scalar transmission measurements in a (1-to-1) or (1-to-n) configuration
- No onboard data storage eliminates the need for data purging in secure applications
- Standard bandpass time domain with time gating grants easier and faster fault identification
- A common GUI interface within the ShockLine family reduces switching costs between models

The MS46121B is a series of two PC-controlled 1-port ShockLine Vector Network Analyzers with frequency ranges of 40 MHz to 4 GHz and 150 kHz to 6 GHz. The MS46121B provides performance and accuracy for your 1-port measurements in a low cost and space saving solution that is small enough to directly connect to the device under test. All the members of the MS46121B are aimed at RF and microwave applications in manufacturing, engineering and education. The two MS46121B options both come with 100 ms/point sweep speeds and a measurement accuracy of ± 0.5 dB (-6 dB offset, typ.), making them suitable for your passive device test applications.



ShockLine™ Compact VNA

MS46122 B series 1 MHz to 8 GHz/20 GHz/43.5 GHz

Low-cost Series of 1U High, 2-port Compact Vector Network Analyzers

- World's first series of compact VNAs to 43.5 GHz for cost-effective measurements
- PC control takes advantage of external computer processing power and functionality
- Compact 1U high package for efficient use of bench and rack space
- No onboard data storage eliminates the need for data purging in secure applications
- Time domain with time gating option grants easier and faster fault identification

The MS46122B is a series of three PC-controlled Compact ShockLine Vector Network Analyzers with a frequency range from 1 MHz to 8 GHz/20 GHz/43.5 GHz. The series benefits from patented ShockLine VNA-on-chip technology, which simplifies the internal VNA architecture at high frequencies, reduces instrument cost, and enhances accuracy and measurement repeatability.



ShockLine™ Economy VNA

MS46322 B series 1 MHz to 8 GHz/20 GHz/43.5 GHz

Low-cost Series of 2U High, 2-port Economy Vector Network Analyzers

- Ideal for testing RF and microwave devices
- Fast sweep speed and wide dynamic range minimize test times and maximize throughput
- Excellent corrected directivity allows for less measurement uncertainty
- Time domain with time gating option grants easier and faster fault identification
- The LAN interface for remote control is more robust than USB and faster than GPIB
- A common GUI and SCPI interface within the ShockLine family
- USB ports allow for easy connection to user-provided monitor, keyboard, and mouse
- The small 2U packages allows for the efficient use of rack space

The MS46322B is a series of Economy ShockLine Vector Network Analyzers with frequency range from 1 MHz to 8, 20 and 43.5 GHz. It is based on patented ShockLine VNA-on-chip technology, which simplifies the internal VNA architecture at high frequencies, reduces instrument cost, and enhances accuracy and measurement repeatability.



ShockLine™ 2-Port Performance VNA

MS46522 B/MS46524 B series 50 kHz to 8.5 GHz/20 GHz/43.5 GHz (55 GHz to 92 GHz)

High-performance, 3U High, 2-port VNA Available in a 50 kHz to 43.5 GHz Frequency Range

- High output power allows measurement of high attenuation devices (MS46522B)
- Industry leading dynamic range enables measurement of very low reflection artifacts
- Excellent corrected directivity minimizes measurement uncertainty
- SmartCal™ automatic calibration unit reduces calibration and setup time
- Time domain with time gating option grants easier and faster fault identification
- Modern LAN interface for remote control is faster than GPIB
- A common GUI and SCPI interface within the ShockLine family
- E-band VNA
 - Extended frequency range covering E-band and major parts of V-band
 - Full-assembled test system eliminates setup errors and increases reliability
 - Tethered modules connect directly to the DUT increasing measurement stability
- Simple signal integrity testing of passive multi-port and differential devices
- The compact 3U high chassis allows for the efficient use of rack space

The MS46522B/MS46524B is a series of 2 and 4-port Performance ShockLine Vector Network Analyzers. Delivering an unprecedented level of value and performance, including best-in-class dynamic range, the Performance series lowers cost-of-test and speeds time to market in numerous testing applications up to 92 GHz. These applications include designing and manufacturing mobile network equipment, mobile devices, automotive cables, high-speed data interconnects and system integration components.



MS46522B



MS46524B



VectorStar™ Microwave VNA

MS4640 B 10 MHz to 20 GHz/40 GHz/70 GHz

Premium Family of RF to Microwave and Millimeter-wave Vector Network Analyzers

- Broadest frequency span from a single coaxial test port covering 10 MHz to 70 GHz in a single instrument and 70 kHz to 145 GHz in the broadband configuration. Extendable to 1.1 THz
- IMDView™ software coupled with the internal combiner option offers the ability to switch from S-parameters to IMD measurements in a single connection
- Highest performance pulse measurements — PulseView™ offers 2.5 ns pulse resolution with 100 dB dynamic range
- 4-port single-ended or balanced measurements using DifferentialView™ analysis
- Superior dynamic range: up to 142 dB



The VectorStar™ family is Anritsu's premium VNA line, providing the highest overall performance on a modern platform. The MS4640B offers the broadest coverage in a single instrument, 70 kHz to 70 GHz. The additional two decades at the low-end are even more impressive than the guaranteed 70 GHz coverage on the high-end.

VectorStar™ Broadband VNA

ME7838A/A4/E/D series 70 kHz to 110 GHz/145 GHz

High-performance, Broadband Network Analysis Solutions

- The ME7838A or E version can easily be upgraded to 145 GHz
- All versions may be configured to include banded mm-wave modules up to 1.1 THz
- Industry-best calibration and measurement stability: 0.1 dB vs. 0.6 dB over 24 hours
- All versions support the 3744x-Rx receiver for noise figure measurements to 125 GHz
- Compact, lightweight mm-wave modules (0.6 lb. vs. 7+ lbs. and 1/50 the volume) offer low cost installation on smaller probe stations

The ME7838 series system provides high-performance in a compact mm-wave module with industry-best calibration stability. While other broadband systems continue to provide raw performance with negative directivity in critical frequency bands, the ME7838 series is the only broadband system with positive raw directivity in all bands. The result is better calibration stability and better measurement stability with significantly longer time between calibrations for accurate measurements and improved productivity. The ME7838D takes high-performance broadband measurements to a new level with the addition of the mm-wave module MA25300A. The MA25300A adds the next waveguide band and combines it with the Anritsu developed 0.8 mm coaxial connector offering the world's first broadband VNA operating beyond the limits of W-band in a single sweep.



ME7838A

VNA Master™

MS202xC/MS203xC series 5 kHz to 6 GHz/15 GHz/20 GHz

The Ultimate Handheld Vector Network + Spectrum Analyzer for Cable, Antenna and Signal Analysis Anytime, Anywhere

VNA Master (MS202xC/MS203xC)

- True 2-path 2-port fully-reversing VNA
- Ultra-fast 350 μ s/data point sweep speed
- 12-term error correction algorithm
- Vector voltmeter and time domain option
- User-defined quad display for viewing all 4 S-parameters

Spectrum Analyzer: 9 kHz to 9 GHz/15 GHz/20 GHz (MS203xC)

- Detectors: Peak, Negative, Sample, Quasi-peak, and True-RMS
- Markers: 6, each with a delta marker, or 1 reference with 6 deltas
- Built-in pre-selector for eliminating spurious in displays

The MS202xC/MS203xC series offers the industry's first 12-term error correction algorithm in a handheld VNA. With a typical measurement speed of 350 μ s/point, it is ideally suited for tuning filters in the field where multiple S-parameters often interact during tuning. Using a 3-receiver architecture, the MS202xC/MS203xC can measure and display all 2-port S-parameters at once with a one-time connection to the DUT. It specifically addresses complex cable and antenna measurement needs in the field with accurate, vector corrected 2-port magnitude, phase, and Distance-to-Fault measurements.



MS2026C

Site Master™

S331 P Compact handheld cable & antenna analyzer: 150 kHz to 6.0 GHz

Ultraportable Cable & Antenna Analyzer Featuring Classic and Advanced Modes

- Smallest, lightest, and fastest Site Master™
- Direct connection to DUTs eliminating the need for phase stable cables
- Powered through USB interface (No battery required)
- Rugged and reliable
- Impact, dust and splash resistant
- Compatible with Anritsu Software tools including easyTest™ and Skybridge™ Tools



The S331P is an ultraportable version of the industry-leading Site Master Series of Cable and Antenna Analyzers. It is the smallest, lightest, fastest, and most cost effective instrument in the Site Master family. No battery is required, since the USB port of Windows 7, 8 & 10 tablet devices, laptops or desktop PCs power it. Available with two frequency ranges starting from 150 kHz up to 4 GHz and 150 kHz to 6 GHz, it is the only small headless Site Master product capable of measurements down to 150 kHz for low frequency radio communications applications and up to 6 GHz for higher frequency applications like LTE-U in the 5 GHz unlicensed spectrum.

Site Master™

S331 L 2 MHz to 4 GHz, Power Meter: 50 MHz to 4 GHz

Handheld Cable & Antenna Analyzer Featuring Classic and Advanced Modes

- 2 MHz to 4 GHz handheld cable and antenna analyzer, impact, dust, and splash resistant
- More than 8 hours of continuous battery operation
- Standard built-in InstaCal™ module and power meter
- FlexCal™ maintains calibration with frequency changes
- Familiar S331D-like classic mode and S331E-like advanced mode
- Built-in one button help function
- 800 × 480 7-inch TFT touch-screen display and multiple USB ports



The S331L is an all-inclusive 1-port cable and antenna analyzer covering the 2 MHz to 4 GHz range, with a built-in InstaCal module and a built-in power meter. Standard measurements include: return loss, VSWR, cable loss, smith chart (50Ω/75Ω selectable), 1-port phase, distance-to-fault, return loss, distance-to-fault VSWR, RF power (50 MHz to 4 GHz), and VIP mode, optical connector inspection with IEC 61300-3-35 based pass/fail standard (requires USB video inspection probe G0306A, sold separately).

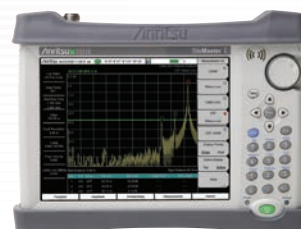
Site Master™

S331 E/S332 E/S361 E/S362 E 2 MHz to 4 GHz/6 GHz, Spectrum Analyzer: 9 kHz to 4 GHz/6 GHz, Cable and Antenna Analyzer: 9 kHz to 4 GHz/6 GHz

Compact Handheld Cable and Antenna Analyzers with Spectrum Analyzer

- Cable and Antenna Analyzer: 2 MHz to 4 GHz
- Return Loss, VSWR, Cable Loss, Distance-To-Fault, Smith Chart, 1-Port Phase
- Field-proven design: Four-hour battery life, rugged, compact, lightweight, daylight viewable display
- USB connectivity, built-in touch screen keyboard
- Intuitive menu-driven touch screen user interface
- Standard three-year warranty (battery one-year warranty)

The Site Master is the preferred cable and antenna analyzer of wireless service providers, contractors and installers. It is the most integrated cable and antenna analyzer in the world. Our compact handheld cable and antenna analyzer with spectrum analyzer is a sleek, compact instrument that's less than 6 lbs.



S331 E

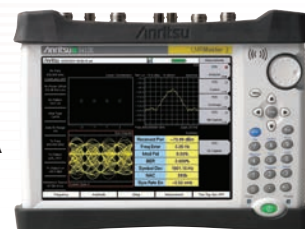
LMR Master™

S412 E 500 kHz to 1.6 GHz/6 GHz, Spectrum Analyzer: 9 kHz to 1.6 GHz

Land Mobile Radio Modulation Analyzer and Signal Generator, Vector Network Analyzer, Spectrum Analyzer

- Cable and antenna analyzer: 500 kHz to 1.6 GHz, optional to 6 GHz
- Return loss, VSWR, Insertion loss, S_{11}/S_{21} , DTF
- Spectrum analyzer: 9 kHz to 1.6 GHz, optional to 6 GHz
- NBFM signal analyzer with coverage mapping
- LMR signal analyzers with coverage mapping: P25, P25 phase 2, NXDN, DMR, PTC, TETRA
- Broadband signal analyzers: LTE, WiMAX
- Interference analyzer with interference mapping and support for Handheld InterferenceHunter MA2700A

The S412E is the ideal instrument for Land Mobile Radio (LMR), Professional Mobile Radio (PMR) technicians and engineers engaged in field testing the RF performance of NBFM, P25, P25 Phase 2 (TDMA), NXDN, ETSI DMR, MotoTRBO, ETSI TETRA, and LTE for commercial, public safety, maritime, and critical infrastructure radio systems. In addition the S412E offers support for USA class 1 railway Positive Train Control systems.



Microwave Site Master™

S820 E 1 MHz to 8 GHz/14 GHz/20 GHz/30 GHz/40 GHz

Cable & Antenna Analyzer

- Frequency range: 1 MHz to 8, 14, 20, 30, 40 GHz
- VNA mode (option) offers fully reversing 4S-parameter measurement capabilities
- VVM mode (option) with standard A/B and B/A ratio capability
- 110 dB of dynamic range from 20 MHz to 40 GHz
- 650 μs/data point for fast field measurements
- Advanced and classic mode GUI (i.e. S810D/S820D)
- Coaxial and waveguide measurement supported



The S820E family with frequency options covering 1 MHz to 8, 14, 20, 30, and 40 GHz, is the world's most advanced Site Master ever developed. Available Vector Network Analyzer (VNA) and Vector Voltmeter (VVM) options allow users to easily expand the S820E's versatility at any time. Adding options to the S820E is hassle free, simply purchase the desired option(s) and install the option activation key(s) provided by Anritsu. No need to send the instrument into a service department because all hardware and calibrations required are already built into the S820E before it leaves the factory.



RF/Microwave Signal Generator

MG3690 C series 0.1 Hz to 70 GHz/500 GHz

The Ideal Microwave Signal Generators

- Industry best broad frequency coverage
- Industry best phase noise
- Industry best pulse modulation
- Fast switching speed
- Full analog modulation
- High output power
- Highly configurable
- Highly reliable



The MG3690C series of broadband signal generators covers audio, HF, VHF, UHF, RF and microwave frequencies from 0.1 Hz to 70 GHz in single coaxial output and up to 500 GHz or beyond, with external multipliers. In addition, it is easy to operate either through intuitive front panel controls or remotely via GPIB or Ethernet connectivity. Thus, the MG3690C series is an ideal signal source for both RF and microwave requirements, fully configurable for simple to high-performance applications.

Vector Signal Generator

MG3710 E 100 kHz to 2.7 GHz/4 GHz/6 GHz

Multi-band, Multi-system, Multi-channel Cut Costs for New Wireless Tests

- Generate and output modulation signals of various communication systems such as 5G NR (sub-6 GHz), LTE-Advanced FDD/TDD (Optional)
 - RF modulation bandwidth 160 MHz*/120 MHz
 - ACLR: -71 dBc (W-CDMA, TestModel1, 64DPCH, 2 GHz)
 - SSB phase noise: <-131 dBc/Hz (typ.) (1 GHz, 20 kHz offset, CW)
 - Pre-installed key waveform patterns
 - Waveform addition function:
Adds and outputs two signals, such as wanted signal + interference signal or wanted signal + AWGN
 - One unit supports two RF outputs max. Ideal for multi-system evaluations.
 - Supports BER test function
- *: When using MX370111A/MX370111A-002



The MG3710E is a Vector Signal Generator with 6 GHz upper frequency limit and 160 MHz*/120 MHz wide RF modulation baseband generator. The excellent signal generator ACLR and SSB phase noise reduces the effect on wideband and narrow-band measurements to improve test margins and yields. It outputs various wireless systems signals such as 5G, LTE, WLAN and narrowband communications (PMR/LMR).

Analog Signal Generator

MG3740 A 100 kHz to 2.7 GHz/4 GHz/6 GHz

Versatile Modulation Functions, Excellent Expandability

- Built-in AM/FM/øM/Pulse modulation function (standard)
- Additional analog modulation input (option)
AM + FM, AM + øM, Internal 1 + Internal 2, Internal + External
*: FM + øM does not support.
- Dual RF Outputs (option)
One unit supports two RF outputs (1st RF/2nd RF) max.
- Narrowband digital modulation function (option)
RF modulation bandwidth: 2 MHz
- BER test function (option), Input bit rate: 100 bps to 40 Mbps
- USB power sensors (sold separately)



The MG3740A has excellent RF specifications, including SSB phase noise, output level, etc., and versatile modulation functions (AM/FM/øM/Pulse). Moreover, the MG3740A supports additional analog modulation by external signal input, dual RF outputs, narrowband digital modulation function for private mobile radio (PMR), BER test function and USB power sensors.



Wideband Peak Power Meter

ML249xA series 100 kHz to 65 GHz

World's most comprehensive range of power meters

- Ideal for measuring radar and communication signals like WiMAX, W-CDMA, WLAN, GSM etc.
- CW and average power measurements as low as -60 dBm
- 20 MHz video bandwidth
- Sampling rate of 64 MS/s with ML2490A series power meters

The ML2490A series are designed for use with the Wideband Peak Power Sensors MA249xA. These power meters and sensors provide peak, crest factor, average power, rise time, fall time, maximum power, minimum power and statistical data of wideband signals.



Power Meter

ML2437 A/ML2438 A


For Measuring Wide Dynamic Range Power

- Speed accuracy and flexibility in a low cost package
- Portable, rugged, and splash resistant
- Optional Ni-MH battery, providing six hours continuous operation
- Measure and transfer a high speed burst of 200 data points using profile operating mode with sampling rates of 35k per second
- With 99.9% emulation of older meters, the ML2430A series improves ATE system productivity. Typical test system speed improvement is 2 to 10 times faster system speed
- Single input (ML2437A), Dual input (ML2438A)

The ML2437A/ML2438A combines the advantages of thermal meter accuracy, diode meter speed, and peak power meter display graphics. The result is a single instrument that samples at more than 35k per second and achieves 90 dB dynamic range with a single sensor. This meter includes graphics display capability as a standard feature. The ruggedized housing and optional high-capacity Ni-MH battery bring laboratory quality accuracy to field service applications.



Power Master™

only MS24507A 

MA24507 A/MA24510 A

Frequency Selectable mmWave Power Analyzer

- Low power capability to measure signals as low as -90 dBm
- Excellent for over-the-air testing, especially with mmWave signals that have high propagation loss
- User settings to control measurement speeds and noise floor
- Channel Monitor mode in PowerXpert for monitoring up to six frequency channels at once
- Power Hunter mode in PowerXpert for searching up to six signals within a frequency range
- Mounting holes for direct mounting to connect probes for over-the-air or on-wafer testing

Power Master is an ultraportable, USB-powered mmWave power analyzer that enables simple, numeric, frequency-based measurement of RF power from 9 kHz to 110 GHz and as low as -90 dBm. Traditional power meters are broadband and have limited power ranges, so engineers and technicians are using spectrum analyzers that include many unneeded features, cost hundreds of thousands of dollars, and take up half the test bench just to make simple, frequency-based RF amplitude measurements. The Power Master MA24507A enables those measurements in a USB-powered device slightly bigger than a smartphone and at a fraction of the price of a spectrum analyzer.



Inline Peak Power Sensor

MA24105 A 350 MHz to 4 GHz

A Standalone, Compact, and Highly Accurate Bi-directional Inline Peak Power Sensor

- Broad frequency range: 350 MHz to 4 GHz
- Covers all major cellular and communication bands, such as GSM/EDGE, CDMA/EV-DO, W-CDMA/HSDPA, WiMAX and TD-SCDMA
- Forward and reverse measurements
- Widest dynamic range inline power sensor in its class
- True-RMS measurements to 150 W
- Standalone, Low cost, Plug and Play device

The MA24105A is designed to take accurate average power measurements over 2 mW to 150 W, from 350 MHz to 4 GHz. The sensor employs a "dual path" architecture that enables True-RMS measurements over the entire frequency and dynamic range allowing users to measure CW, multi-tone and digitally modulated signals such as GSM/EDGE, CDMA/EV-DO, W-CDMA/HSDPA, WiMAX, and TD-SCDMA. The forward direction path also includes a 4 MHz bandwidth channel that has peak and comparator/integrator circuits that add measurement functions such as PEP power, crest factor, CCDF, and burst average power. Another detection circuit on the reverse direction adds reverse power measurement capabilities including reverse power, reflection coefficient, return-loss, and SWR. The presence of a micro-controller along with signal conditioning circuitry, ADC, and power supply in the sensor makes it a complete miniature power meter.





USB Power Sensor

MA24106A True-RMS, 50 MHz to 6 GHz

Handy, Highly Accurate and Reliable USB Sensor for RF Power Measurement

- True-RMS measurements over 63 dB dynamic range enables accurate CW and modulated power measurements
- Ready for use in a wide variety of applications, including installation and maintenance of base stations, testing of 3G and 4G devices, cell phones and general purpose RF devices
- High damage power levels and ESD protection circuitry showcases ruggedness and reliability
- Low power consumption (100 mA, typ.) extends laptop battery life
- Worldwide calibration and service centers ensure reduced downtime and local support



The MA24106A is a USB power sensor that eliminates the need of a traditional power meter. It is a highly accurate, standalone instrument that communicates with a PC via USB. The power measurement capability of MA24106A is intended to mimic that of a traditional thermal (thermo-electric) power sensor with a wider dynamic range.

Microwave USB Power Sensor

MA24108A/MA24118A/MA24126A 10 MHz to 8 GHz/18 GHz/26 GHz

Low-cost, Compact, and Highly Accurate Power Sensors for RF and Microwave Applications

- Broad frequency range: 10 MHz to 8 GHz (MA24108A)/18 GHz (MA24118A)/26 GHz (MA24126A)
- True-RMS measurements
- NIST traceable calibration
- Built-in internal and external trigger (only used with PC)
- High power handling (+33 dBm)
- 1 mW calibration need eliminated
- Silicone protective covering for additional field durability



The MA24108A/MA24118A/MA24126A are designed to provide accurate average power measurements from 10 MHz to 8 GHz/18 GHz/26 GHz over 60 dB of dynamic range. These sensors employ a "dual path" architecture that provides (similar to thermal sensor) True-RMS measurements over the entire frequency and dynamic range, enabling users to make highly accurate average power measurements for CW, multi-tone, and digitally modulated signal up to 26 GHz. The sensors have internal and external triggering capability that facilitates individual slot power measurements of TDMA waveforms as well as burst power measurements of periodic and non-periodic waveforms.

Microwave Universal USB Power Sensor

MA24208A/MA24218A 10 MHz to 8 GHz/18 GHz

Low-cost, Compact, and Highly Accurate Power Sensors for RF and Microwave Applications

- Frequency range: 10 MHz to 8 GHz (MA24208A)/18 GHz (MA24218A)
- Power measurement range: -60 to +20 dBm
- True-RMS measurements - modulation independent
- Fast measurement speed: >1,600 readings/s continuous, >11,000 readings/s buffered
- Able to accept high power levels before being damaged: +30 dBm (CW), +34 dBm (peak <10 μs)
- No zero required
- NIST traceable calibrations (MA24218A)



The MA24208A and MA24218A are designed to provide fast, accurate average power measurements from 10 MHz to 8 GHz/18 GHz over 80 dB of dynamic range. These sensors employ a patented "triple path" architecture that provides True-RMS measurements (similar to thermal sensors) over the entire frequency and dynamic range, enabling users to make highly accurate average power measurements for CW, multi-tone, and digitally modulated signal up to 18 GHz. These sensors employ high-performance digital processing that enables best-in-class measurements speeds, including >1,600 continuous power readings/s continuous and >11,000 buffered readings/s.

• United States

Anritsu Americas Sales Company

450 Century Parkway, Suite 190, Allen,
TX 75013, U.S.A.

Phone: +1-800-Anritsu (1-800-267-4878)

• Canada

Anritsu Electronics Ltd.

700 Silver Seven Road, Suite 120, Kanata,
Ontario K2V 1C3, Canada

Phone: +1-613-591-2003

Fax: +1-613-591-1006

• Brazil

Anritsu Eletronica Ltda.

Praça Amadeu Amaral, 27 - 1 Andar
01327-010 - Bela Vista - Sao Paulo - SP, Brazil

Phone: +55-11-3283-2511

Fax: +55-11-3288-6940

• Mexico

Anritsu Company, S.A. de C.V.

Bldv Miguel de Cervantes Saavedra #169 Piso 1, Col. Granada

Mexico, Ciudad de Mexico, 11520, MEXICO

Phone: +52-55-4169-7104

• United Kingdom

Anritsu EMEA Ltd.

200 Capability Green, Luton, Bedfordshire, LU1 3LU, U.K.

Phone: +44-1582-433200

Fax: +44-1582-731303

• France

Anritsu S.A.

12 avenue du Québec, Bâtiment Iris 1- Silic 612,
91140 VILLEBON SUR YVETTE, France

Phone: +33-1-60-92-15-50

Fax: +33-1-64-46-10-65

• Germany

Anritsu GmbH

Nemetschek Haus, Konrad-Zuse-Platz 1

81829 München, Germany

Phone: +49-89-442308-0

Fax: +49-89-442308-55

• Italy

Anritsu S.r.l.

Via Elio Vittorini 129, 00144 Roma, Italy

Phone: +39-6-509-9711

Fax: +39-6-502-2425

• Sweden

Anritsu AB

Isafjordsgatan 32C, 164 40 KISTA, Sweden

Phone: +46-8-534-707-00

• Finland

Anritsu AB

Teknobulevardi 3-5, FI-01530 VANTAA, Finland

Phone: +358-20-741-8100

Fax: +358-20-741-8111

• Denmark

Anritsu A/S

c/o Regus Fairway, Arne Jacobsens Allé 7, 5th floor

2300 Copenhagen S, Denmark

Phone: +45-7211-2200

• Russia

Anritsu EMEA Ltd.

Representation Office in Russia

Tverskaya str. 16/2, bld. 1, 7th floor.

Moscow, 125009, Russia

Phone: +7-495-363-1694

Fax: +7-495-935-8962

• Spain

Anritsu EMEA Ltd.

Representation Office in Spain

Paseo de la Castellana, 141. Planta 5, Edificio Cuzco IV

28046, Madrid, Spain

Phone: +34-91-572-6761

• United Arab Emirates

Anritsu EMEA Ltd.

Dubai Liaison Office

902, Aurora Tower,

P O Box: 500311 - Dubai Internet City

Dubai, United Arab Emirates

Phone: +971-4-3758479

Fax: +971-4-4249036

• India

Anritsu India Private Limited

6th Floor, Indigube ETA, No.38/4, Adjacent to EMC2,

Doddanekundi, Outer Ring Road, Bengaluru - 560048, India

Phone: +91-80-6728-1300

Fax: +91-80-6728-1301

• Singapore

Anritsu Pte. Ltd.

11 Chang Charn Road, #04-01, Shriro House

Singapore 159640

Phone: +65-6282-2400

Fax: +65-6282-2533

• P.R. China (Shanghai)

Anritsu (China) Co., Ltd.

Room 2701-2705, Tower A,

New Caohejing International Business Center

No. 391 Gui Ping Road Shanghai, 200233, P.R. China

Phone: +86-21-6237-0898

Fax: +86-21-6237-0899

• P.R. China (Hong Kong)

Anritsu Company Ltd.

Unit 1006-7, 10/F., Greenfield Tower, Concordia Plaza,

No. 1 Science Museum Road, Tsim Sha Tsui East,

Kowloon, Hong Kong, P.R. China

Phone: +852-2301-4980

Fax: +852-2301-3545

• Japan

Anritsu Corporation

8-5, Tamura-cho, Atsugi-shi, Kanagawa, 243-0016 Japan

Phone: +81-46-296-6509

Fax: +81-46-225-8352

• Korea

Anritsu Corporation, Ltd.

5FL, 235 Pangyoeyeok-ro, Bundang-gu, Seongnam-si,

Gyeonggi-do, 13494 Korea

Phone: +82-31-696-7750

Fax: +82-31-696-7751

• Australia

Anritsu Pty. Ltd.

Unit 20, 21-35 Ricketts Road,

Mount Waverley, Victoria 3149, Australia

Phone: +61-3-9558-8177

Fax: +61-3-9558-8255

• Taiwan

Anritsu Company Inc.

7F, No. 316, Sec. 1, NeiHu Rd., Taipei 114, Taiwan

Phone: +886-2-8751-1816

Fax: +886-2-8751-1817